


























Overview of Enquiry 3: Mini-beasts



This is an overview of what happens in each chapter of this enquiry. Each column shows what will appear on each screen. Each numbered row is one chapter of the enquiry.









The final (right) column in this document is a summary of what happens in each chapter, and what tasks have been set for the children.






Section	A Left screen	B Front – character screen	C Right screen	D Back screen	Description and <i>actions for teachers</i>
1					Garden scene comes up. Press PAUSE before gardener starts talking Teacher: “Where are we?” Press PLAY after discussion
2					Gardener explains that he is a gardener, asks children “What jobs do I have to do?” Press PAUSE after gardener asks “What jobs do I do in my garden?” Teacher: “What jobs does Rosa the gardener do?” Press PLAY after discussion
3					Gardener explains that she is not happy with her garden and gives children their role – find out which mini-beast is the most helpful. Teacher: “What do you have to find out?”


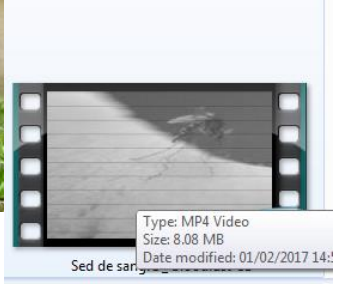




4	BLANK	TABLETOP ACTIVITY – DICTIONARY	BLANK	BLANK	<p>Children click on the different mini-beasts to find out their names.</p> <p>Encourage children to use dictionary to find out about different mini-beasts.</p> <p>Press PLAY when children have looked at dictionary</p>
5	 		 	 	<p>Gardener asks “Are you ready to become explorers?”</p> <p>Explain that the children will need to become smaller to clearly see what is happening.</p> <p>Screens change to second picture. Press PAUSE when the screens have changed</p> <p>Teacher: “What has happened?”</p> <p>Press PLAY after discussion</p>







6	BLANK	VOTING SCREEN ON TABLETOP	BLANK	BLANK	<p>Explain vote screen and encourage children to decide and vote.</p> <p>Vote screen will change automatically, wait for this to happen and do not press any buttons.</p>
7	 		 		<p>Bee video – gardener explains what a bee eats and does, follow bees’ journey.</p> <p>Press NEXT</p>
8	BLANK	TRIANGLE APP	BLANK	BLANK	<p>Teacher to explain task to children. Building a flower with the triangles. Use camera to take snapshot of pictures that children make.</p> <p>Press NEXT when children have completed the task</p>
9	 		 		<p>The gardener asks the children which mini-beast they would like to see next.</p> <p>Press NEXT when she has finished talking</p>


1 0	BLANK	VOTING APP ON TABLETOP	BLANK	BLANK	<p>Teacher: "Which mini-beast would you like to see next?" "Move your counter to that mini-beast."</p> <p>Vote screen will change automatically, wait for this to happen and do not press any buttons.</p>
1 1					<p>Video of caterpillar to butterfly.</p> <p>Press NEXT when gardener has finished talking.</p>
1 2	BLANK	DRAWING APP ON TABLETOP	BLANK	BLANK	<p>Drawing task on tabletop. Facilitate children taking turns to draw pictures of a butterfly and a caterpillar.</p> <p>Press NEXT when children have completed the task.</p>
1 3					<p>The gardener asks the children which mini-beast they would like to see next.</p> <p>Press NEXT when she has finished talking.</p>

1 4	BLANK	VOTE SCREEN ON TABLETOP	BLANK	BLANK	<p>Teacher: "Which mini-beast would you like to see next?"</p> <p>"Move your counter to that mini-beast."</p> <p>Vote screen will change automatically, wait for this to happen and do not press any buttons.</p>
1 5					Video of aphids.
1 6	BLANK	SPOT THE DIFFERENCE	BLANK	BLANK	<p>Spot the difference game on tabletop.</p> <p>Teacher: "What is different on this picture?"</p> <p>"What is the same?"</p> <p>"Can you draw a circle around the what is the same?"</p> <p>Teacher to explain task to children and take pictures for evidence.</p> <p>Press NEXT when children have completed the task.</p>
1 7					<p>The gardener asks the children which mini-beast they would like to see next.</p> <p>Press NEXT when he has finished talking</p>

18	BLANK	VOTING APP ON TABLETOP	BLANK	BLANK	<p>Teacher: "Which mini-beast would you like to see next?"</p> <p>"Move your counter to that mini-beast."</p> <p>Vote screen will change automatically, wait for this happen and do not press any buttons.</p>
19					<p>Worm - gardener explains what a worm does and where it lives</p> <p>Press NEXT when he has finished talking</p>
20	BLANK	SORTING TASK ON TABLETOP	BLANK	BLANK	<p>Sorting task on tabletop.</p> <p>Teacher to explain task to children and take pictures for evidence.</p> <p>Teacher:</p> <p>"Where should we put this mini-beast? Why should it go there?"</p> <p>Press NEXT when children have completed the task.</p>
21					<p>The gardener asks the children which mini-beast they would like to see next.</p> <p>Press NEXT when she has finished talking</p>

2 2	BLANK	VOTING APP ON TABLETOP	BLANK	BLANK	<p>Teacher: "Which mini-beast would you like to see next?"</p> <p>"Move your counter to that mini-beast."</p> <p>Vote screen will change automatically, wait for this happen and do not press any buttons.</p>
2 3		 <p>Type: MP4 Video Size: 8.08 MB Date modified: 01/02/2017 14:21 Sed de sar...</p>			<p>Video of mosquito – gardener explains what a mosquito does and where it lives.</p>
2 4	BLANK	TETRIS TASK ON TABLETOP	BLANK	BLANK	<p>Teacher to explain task to children and take pictures for evidence.</p> <p>Children build a structure with no gaps for the mosquito to get through.</p> <p>Press NEXT when children have completed the task.</p>
2 5					<p>The gardener asks the children which mini-beast they would like to see next.</p> <p>Press NEXT when he has finished talking</p>

2 6	BLANK	VOTING APP ON TABLETOP	BLANK	BLANK	<p>Teacher: "Which mini-beast would you like to see next?"</p> <p>"Move your counter to that mini-beast."</p> <p>Vote screen will change automatically, wait for this happen and do not press any buttons.</p>
2 7					<p>Video of a ladybird - gardener explains what a ladybird does and where it lives.</p>
2 8	BLANK	PELMANISM TASK ON TABLETOP	BLANK	BLANK	<p>Teacher to explain task to children and take pictures for evidence. Ladybird number matching.</p> <p>Press NEXT when children have completed the task.</p>
2 9					<p>Gardener says that children have been fantastic mini-beast explorers, asks them to have a look at the pictures.</p> <p>Press NEXT when she has finished talking</p>

30	BLANK	DICTIONARY APP ON TABLETOP.	BLANK	BLANK	<p>Teacher to explain task to children and take pictures for evidence.</p> <p>Teacher: Encourage children to talk about the questions and decide on their answers . “Do you think the answer is yes or no? Why?”</p> <p>Press NEXT when children have completed the task.</p>
31					<p>Teacher: Encourage children to talk about the questions and decide on their answers . “Which mini-beast do you think the most helpful?” “Why?”</p>

<http://research.ncl.ac.uk/romtels/resources/tech/>